



### District Report Card: 2017


<b>State:</b> Haryana	<b>District:</b> Ambala
<b>Class:</b> 5	<b>Subject:</b> Language
<b>Schools:</b> 60	<b>Students:</b> 1031


### Participation/Coverage


#### Students

<b>GENDER</b> 	Boys		Girls	
	Number	%	Number	%
	514	49.85	517	50.15

<b>AREA</b> 	Rural		Urban	
	Number	%	Number	%
	750	72.74	281	27.26

<b>CATEGORY</b> 	SC		ST		OBC		GEN	
	Number	%	Number	%	Number	%	Number	%
	495	48.01	7	0.68	305	29.58	224	21.73

<b>CWSN</b> 	LD	VI	HI	S&LD	ID	Oth
	25	0	1	0	4	9

<b>Management</b> 	Government		Government-aided	
	Number	%	Number	%
	879	85.26	152	14.74

### Average Performance of Students in Language (%)

Overall	Gender		Area		Management		Social Group			
	Male	Female	Rural	Urban	Govt.	Aided	SC	ST	OBC	GEN
54.03	52.87	55.19	53.37	55.80	54.11	53.55	55.31	48.57	54.62	50.57

## Performance on Learning Outcomes (LOs)

Learning Outcomes	Description	Average Performance(%)
L504	Reads and comprehends independently storybooks, news items/ headlines, advertisements etc.	50.88
L508	Reads text with comprehension, locates details and sequence of events	55.61

Range of Performance of Students who Answered Correctly							
Below 30%		30% - 50%		50% - 75%		Above 75%	
Number	%	Number	%	Number	%	Number	%
165	16.00	252	24.44	429	41.61	185	17.94

## Lowest Performing Learning Outcomes (LOs)

- 1 - Reads and comprehends independently storybooks, news items/ headlines, advertisements etc. (50.88)
- 2 - Reads text with comprehension, locates details and sequence of events (55.61)